

Firmware Update for Maono ProStudio PS22 R20231204

Important: This update is specifically for the **Maono ProStudio PS22 Audio Interface** and does not apply to PS22 Lite and PS22 Live.

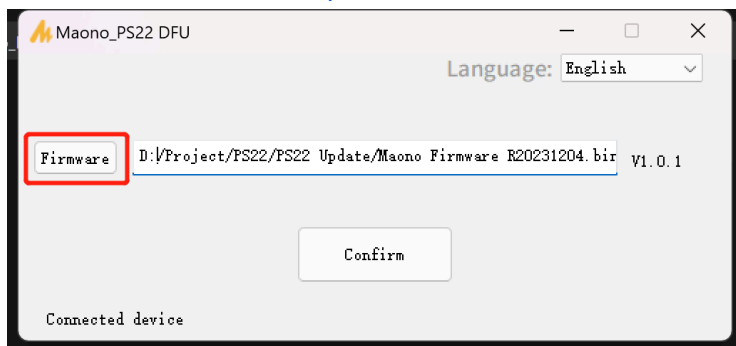
Version: **R20231204**

Before the Update: The hardware STEREO/MONO switch controls both the headphone/monitor analog output and the USB digital output.

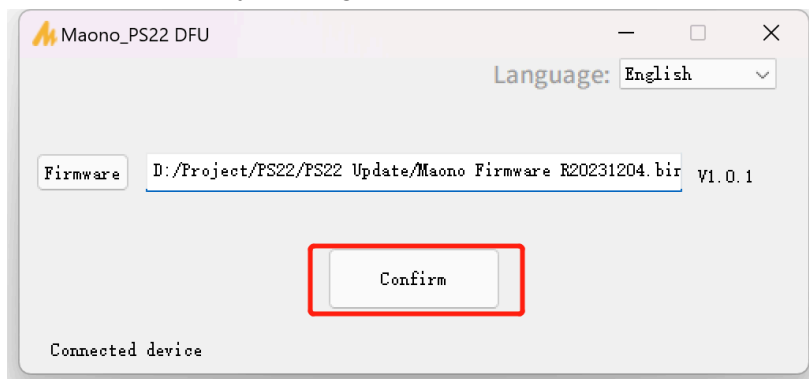
After the Update: The hardware STEREO/MONO switch will only control the headphone and monitor analog output.

Update Steps:

1. Download and open PS22 update and Maono DFU tool from Support - Manual and Drivers section on the <https://maono.com>

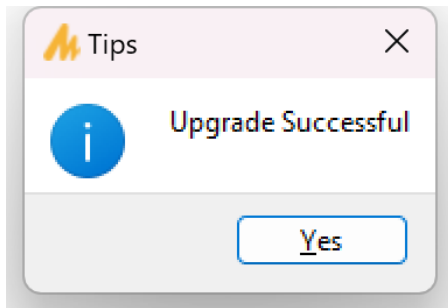


2. Within the DFU Tool, locate and select the firmware file "Maono Firmware R20231204.bin" by clicking the Firmware button.



3. Click the Confirm button to initiate the firmware update process.

4. Allow the update process to run for up to 3 minutes. Ensure that your device remains plugged in during this time.



5. Once the update is complete, a prompt will appear indicating a successful upgrade. If the upgrade fails, you can try the process again.
6. If you encounter any issues with the firmware update, please contact Maono customer support for assistance.